

Hotels Sector

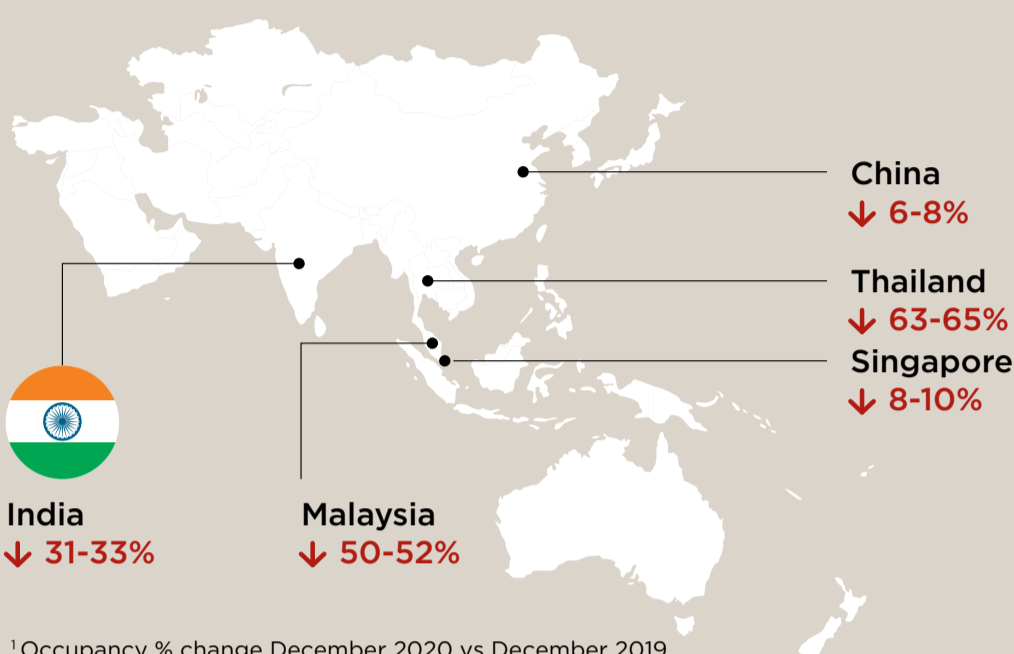
Key Stats (India Average)



	DEC 2020	M-o-M (%)	Y-o-Y (%)	DEC 2020	NOV 2020	OCT 2020	SEP 2020
ADR	₹4,400 - ₹4,600	↑ 6-8%		↓ 27-29%	↓ 33-35%	↓ 31-33%	↓ 29-31%
Occupancy	45% - 47%	↑ 27-29%		↓ 31-33%	↓ 49-51%	↓ 47-49%	↓ 59-61%
RevPAR	₹1,980 - ₹2,162	↑ 36-38%		↓ 50-52%	↓ 66-68%	↓ 64-66%	↓ 71-73%

Occupancy Change¹

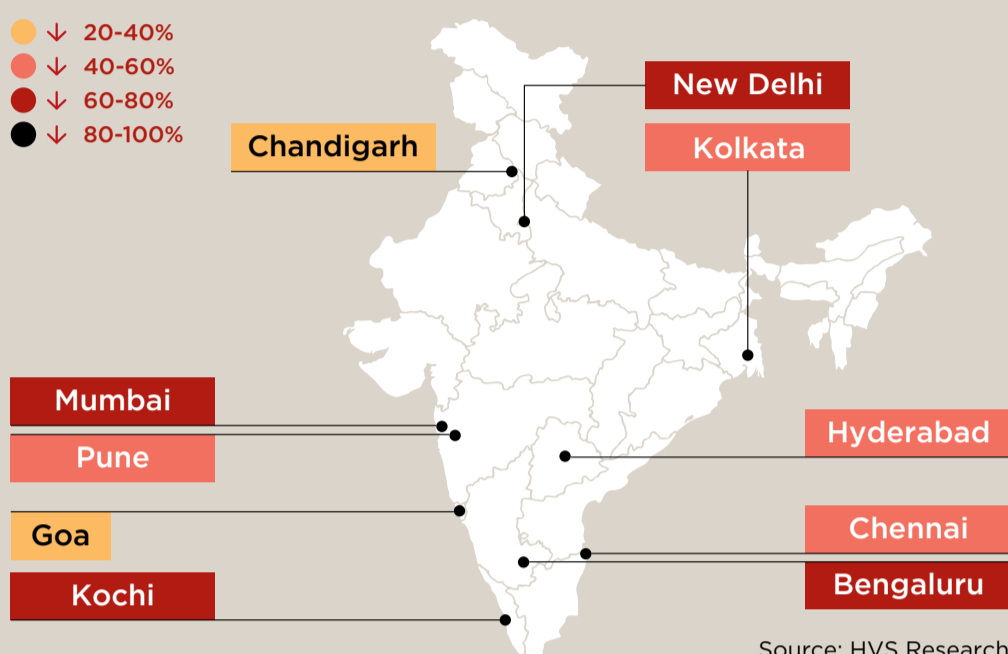
India & Other Key Asian Markets



¹Occupancy % change December 2020 vs December 2019

RevPAR Change in Key Markets

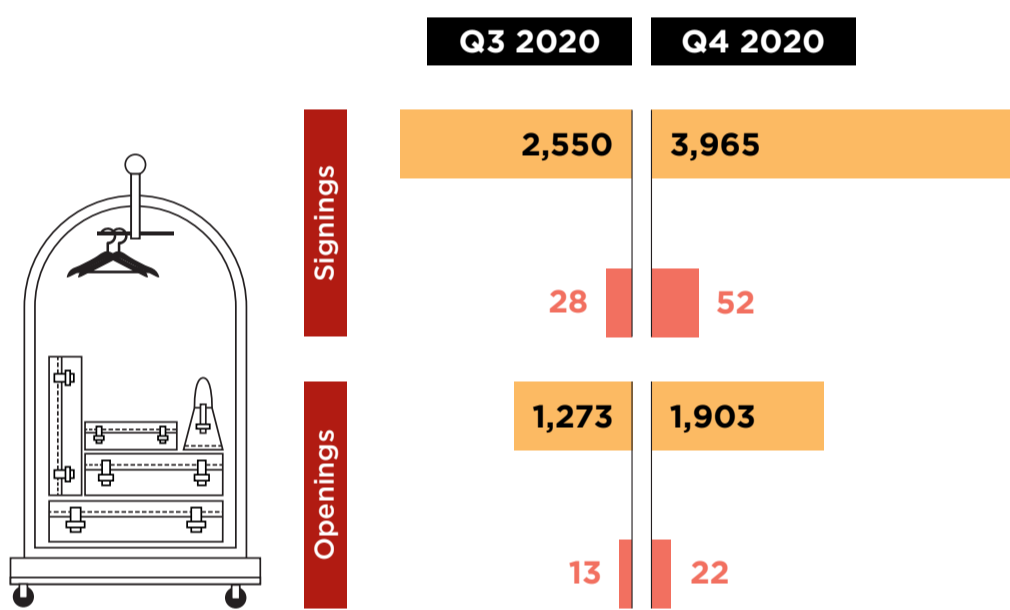
Y-o-Y (%) Dec 2020



Source: HVS Research

Branded Hotels²

By Keys By Properties



²Data collated by HVS from 19 Hotel Operators as of 25th January 2021

Source: HVS Research

Key Highlights

- Domestic air passenger traffic improved by over 15% in Dec 2020 compared to the previous month, as the government allowed airlines to operate at 80% of their pre-COVID capacity.
- The Christmas & New Year holiday season brought cheer to the Indian hotels sector, as it reported its highest performance since the beginning of the pandemic.
- Goa continued to be the top travel destination in the country recording occupancy over 60% during the month. The growing demand also helped push ADR in Goa closer to pre-pandemic levels.
- Pune, Kolkata & Bengaluru witnessed the highest increase in occupancy in Dec 2020 compared to the previous month.

HVS Monday Musings

Weekly Stories & Trends

in READ MORE >

- JAN 04 Crystal Gazing into 2021 - Top Trends
- JAN 11 Being frugal in 2021 - Is this one of the lessons we learned from the pandemic?
- JAN 18 Wellness tourism will flourish in the post-COVID era
- JAN 25 Indian hotels sector - Performance in 2020

Latest Publications

Research & Insights

ROOM for GROWTH

READ MORE >

Internship Study

READ MORE >

Hotel Operations IN THE COVID ERA

READ MORE >

Share Price Movement³

Company ⁴	Market Cap (₹ Cr)	Previous Close (₹)	52-week High (₹)	52-week Low (₹)
IHCL	14,948.9	120.1	150.5	62.1
EIH	5,806.5	90.2	150.0	53.6
Chalet Hotels	3,857.5	183.1	372.0	99.0
Lemon Tree Hotels	3,299.7	40.2	64.1	13.8
Mahindra Holidays & Resorts	2,873.4	215.2	244.7	122.0

³ Share movements data as on 1st January 2021

⁴ Company names have been abbreviated

Source: BSE website

What We Offer

CONSULTING & VALUATION

TRANSACTION ADVISORY

ASSET MANAGEMENT

EXECUTIVE SEARCH

To know more, connect with us

Mandeep S. Lamba
President (South Asia)
mlamba@hvs.com
+91 98113 06161

Ajay Mehtani
Sr. VP (South Asia)
amehtani@hvs.com
+91 98110 54921

Akash Datta
Sr. VP (South Asia)
adatta@hvs.com
+91 98995 17404